



Coffee Chat

with the Diverse Learners Cooperative



Using Tasks Boxes During Remote Learning

- Friday, September 18th
- 8:30 - 8:45am CST



The Diverse Learners Cooperative is a nonprofit organization that connects teachers and leaders with professional **learning, resources, and networks** to improve outcomes for diverse learners + increase teacher and leader retention

Today's Mission


To learn more about how task boxes can be used to build student independence and reinforce previously taught concepts in virtual and in-person learning

AGENDA:

1. Setting the Stage
2. The Value of a Box!
3. Examples
4. Tips
5. Q & A



What are task boxes?



The value of a box!

It is not what you do for your children, but what you have taught them to do for themselves that will make them successful human beings.

Ann Landers

- 1) **The primary goal of using task boxes is to build student independence.** Students will gain the confidence that they can complete work on their own
- 2) **Task boxes also help students generalize learned concepts** and provide additional practice or review.



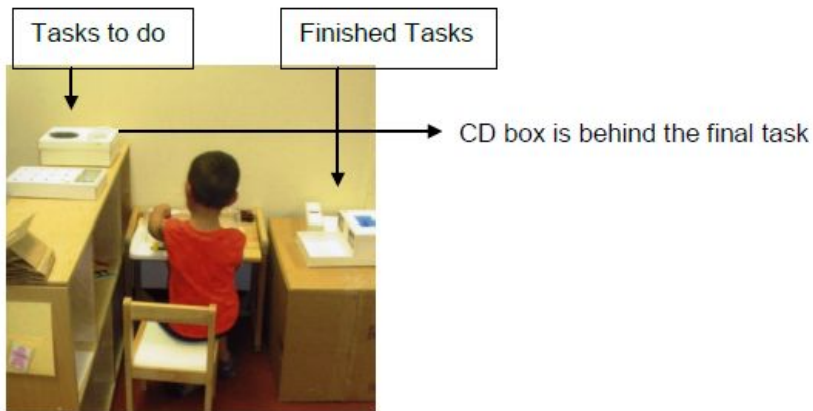
What are task boxes?

- Task boxes are often part of **STRUCTURED WORK SYSTEMS**.
- In your classroom or in their home, a visual or picture schedule would tell a student **WHERE** to go at a specific time.
- A work system instructs a student on **WHAT TO DO** once they arrive in the scheduled area.




How Do Task Boxes Build Independence?

For a student that has several academic activities to practice independently, the teacher will arrange them in baskets/folders on a shelf to the student's left. At the end of the row of baskets is a computer CD box, indicating that the computer is the next scheduled activity. The student will complete the first activity and put it in a box/shelf for finished work on the right, then move to the second activity. When all that is left on the shelf is the CD box, the student will transition with the CD box to the computer.



For my more independent students, I attached a Velcro dot to each of the drawers, as well as the finished box. They attach their token board coins to these and earn a break once activities have been completed and put away





**Indiana Resource Center for Autism*



Task Boxes TIPS

- ✓ Explicitly teach students “how” to use the system (i.e video or screen share)
- ✓ Prioritize **previously taught** concepts (~80% mastery demonstrated)
- ✓ Designate an **area** of your room (or in the house) for their independent work
- ✓ **Reinforce often** to build independence!



3 Ideas for Implementing Task Boxes for Virtual Learning


- 1) Shared Box System
- 2) Individual Student Binder System
- 3) Virtual Task Boxes



Develop a shared box system


Boxes can align with IEP goals or core content. Some tasks will be individual to the student and others are tasks that would benefit several students.

- Can you create a “box drop” system?
- Use boxes, labels, and reusable materials to maintain durability and organization.
- Students can engage with a box multiple times between drops.
- Support parents to support! Checklist, video model, reinforcement ideas.
- Sanitize in between :)




Think Outside the Box → Tips for virtual setting

Send home student binder



Have sections that mirror their schedule



Slides from the *Morning Meeting* mirror what is in the student binder at home

The season is:



winter


spring

summer


fall

The temperature is:


hot




cool




cold




warm



© Simply Special Education, Alysia Shouhan, 2020



Academic work that is mastered becomes additional practice for when they finish their other activities early



A digital task box?

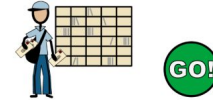
Sure! Follow the same tips:

- Prioritize independently demonstrated skills
- Explicitly teach procedures
- Reinforce use!
- Provide a new activity when mastery is consistently demonstrated or student is satiated on activity



Mail Delivery Job

Sort the mail into the mailboxes!



About

Mail Delivery Job


Sort mail into mailbox cubbies. There are 3 types of sorting: letters, numbers, and names. Choose your level and get to work!

Keywords: job skills, vocational, life skills, mail sort, mail, delivery, job, independent



Resources

- Task Boxes ideas:
[Especially Education](#)
[Tasks Galore](#)
[Shoebox Tasks](#)
- [Quick tips](#) for teaching with an Independent Work System
- [Functional Activities](#) by grade and time of day





Thank you!

www.diverselearnerscoop.com/covid19

Join us [here](#) next time for:

Increasing Opportunities for EL Writing

- Sept 25, 2020
- 8:30 - 8:45am CST



brooke@diverselearnerscoop.com
josh@diverselearnerscoop.com